



LG Chem, Ltd.
128, Yeoui-daero, Yeongdeungpo-gu,
Seoul, Korea

Certification & Evaluation Team
Tel: 82-42-870-6195, Fax: 82-42-863-0182
If any of pages is not legible or has not been received,
please notify our office for re-transmission

CERTIFICATE OF COMPLIANCE

The following product has been evaluated according to the 5th revised edition Amendment2 of the UN Manual of Tests and Criteria.

We, LG Chem. Ltd hereby certify that this battery meets the requirements of the regulation for transportation of lithium-ion cells and batteries and single cell batteries.




<input type="checkbox"/> Lithium-ion cell <input checked="" type="checkbox"/> Lithium-ion battery <input type="checkbox"/> Lithium-ion single cell battery	
Model name	L14L3P21
Cell Model name	ICP595490L1
Nominal voltage	11.1 V
Electric power capacity	45 Wh
Lithium Content	1.215g

Conducted By: Dae Ho Nam

Manager
Certification & Evaluation
LG Chem. Ltd
E-mail: kkammy@lgchem.com

Reviewed By: Byung Soo Kim

General Manager
Certification & Evaluation
LG Chem. Ltd
E-mail: bskim@lgchem.com

문서번호	QAE-EF02-140826-PKL14L3P21	
Prepared	남익현	
	장승현	
Reviewed	남대호	
	박해나	
Approved	김병수	

SolutionPartner

UN Test Report

- L14L3P21(Nom.45Wh, 11.1V)-

목 차

1. UN Transportation Regulation Test
 2. Test Procedure
 3. Test Result
 4. Sample Image
- Appendix. Drop Test Report

2014. 08. 26



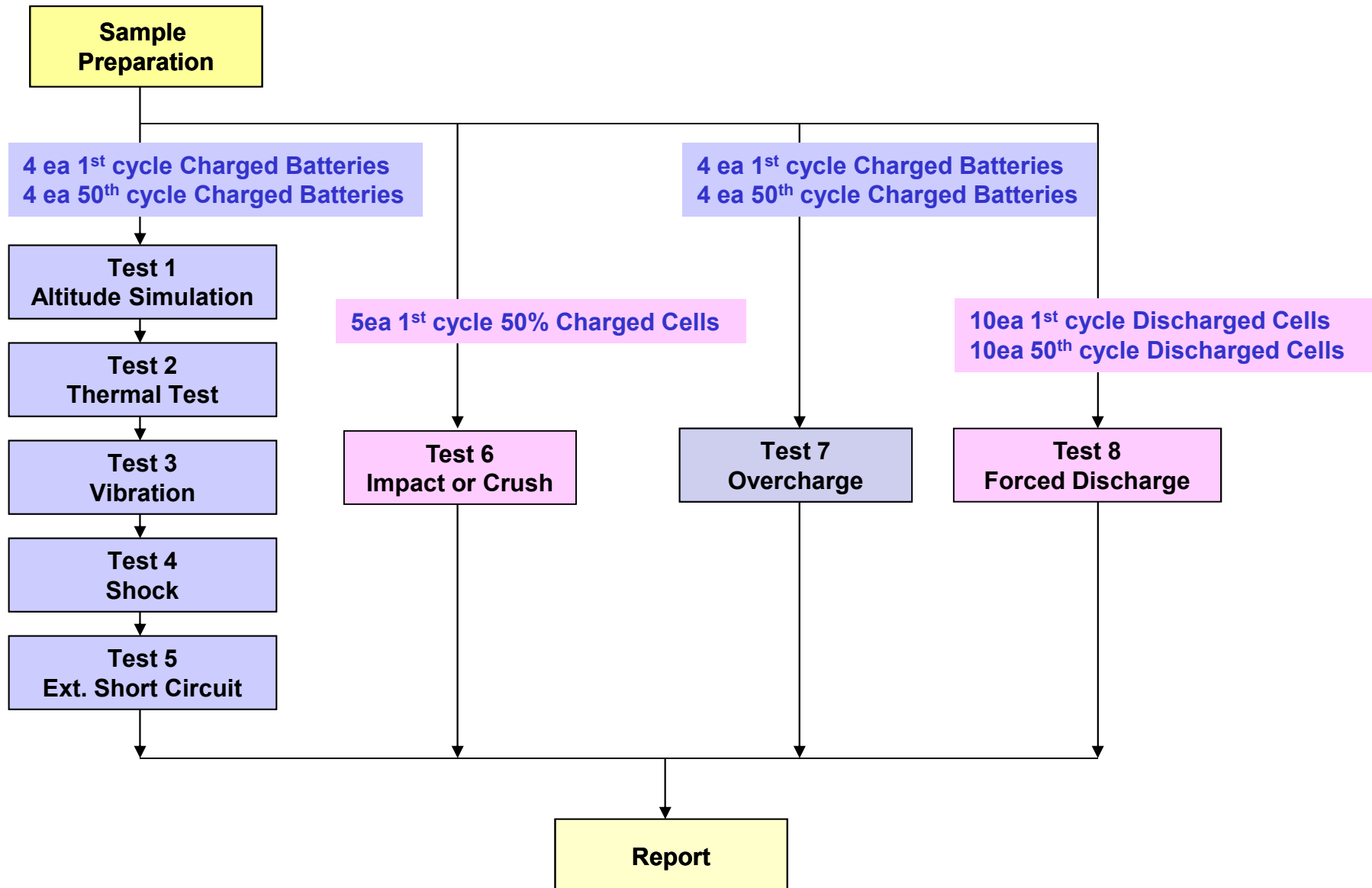
1. UN Transportation Regulation Test

Test	Condition	Requirements
Test 1. Altitude Simulation	Storing at (low pressure)11.6kPa for 6hr at 20+/-5℃	- Measuring mass before/ after each test (If M<1g, less than 0.5%, If 1g≤M≤75g, less than 0.2%, If M>75g, less than 0.1%) - Measuring voltage before/ after each test (more than 90%) - No leakage, no venting, no disassembly, no rupture, no fire
Test 2. Thermal Test	[72±2℃,6hr ↔ -40±2℃,6hr,interval max. 30min] x 10cycle Storing at 20±5℃ for 24h	
Test 3. Vibration	[7Hz↔200Hz↔7Hz, in 15min] x 12 times x 3 direction 1) sinusoidal waveform with a logarithmic sweep 2) 7Hz 18Hz (maintaining 1gn) app. 50Hz (until 8gn) 200Hz (maintaining 8gn), 1.6mm total excursion	
Test 4. Shock	Half sine shock (peak acceleration : 150gn, pulse duration : 6msec) x 6 (±x, y, z), direction x 3 cycle	
Test 5. External Short Circuit	100mΩ ext. short-circuit at 55±2℃ 1hr continue after returning at 55±2℃	
Test 6. Impact for cylindrical cells (> 18mm diameter)	Φ=15.8mm bar, 9.1kg mass, 61±2.5cm height	- No disassembly, no fire within 6 hours after the test - Temp. monitoring (max. 170℃)
Test 6. Crush for cylindrical cells (≤ 18mm diameter) for prismatic, pouch, coin/button cells	Crushing rate :1.5cm/s, until 13kN±0.78kN or 100mV drop or 50% deformation	
Test 7. Overcharge	Current = Manufacturer's recommended max. continuous charge current X 2 Voltage 1.If charge voltage ≤ 18V, V (min.) = 2 x (max. charge voltage) or V (min.) = 22V. 2.If charge voltage > 18V, V (min.) = 1.2 x (max. charge voltage)	- No disassembly, no fire within 7 days after the test
Test 8. Forced Discharge	Discharge at max. discharge current (with 12V DC power supply), Duration time = rated capacity/initial test current	

* Tests through T1-T5 shall be conducted in sequence with the same samples.

* We declare that the above-mentioned test is the result of being checked according to UN Test (Manual of Test and Criteria ST/SG/AC.10/11/Rev.5/Amd.2)

2. Test Procedure



3-1. T1-T4 Test Result

Before			Altitude (T1)					Thermal (T2)					Vibration (T3)					Shock (T4)					
	NO.	OCV	Mass	OCV	Mass	Residual OCV(%)	Mass Loss(%)	Result	OCV	Mass	Residual OCV(%)	Mass Loss(%)	Result	OCV	Mass	Residual OCV(%)	Mass Loss(%)	Result	OCV	Mass	Residual OCV(%)	Mass Loss(%)	Result

A. 1st cycle fully state

Charge	1	12.587	219.500	12.569	219.491	99.86	0.004	Pass	12.414	219.473	98.76	0.008	Pass	12.411	219.469	99.98	0.002	Pass	12.410	219.456	99.99	0.006	Pass
	2	12.545	219.898	12.530	219.894	99.88	0.001	Pass	12.364	219.892	98.67	0.001	Pass	12.360	219.885	99.97	0.003	Pass	12.359	219.883	99.99	0.001	Pass
	3	12.539	219.305	12.523	219.282	99.88	0.011	Pass	12.360	219.253	98.70	0.013	Pass	12.357	219.235	99.98	0.008	Pass	12.353	219.222	99.97	0.006	Pass
	4	12.548	219.023	12.525	219.019	99.81	0.002	Pass	12.378	219.006	98.83	0.006	Pass	12.375	218.993	99.98	0.006	Pass	12.375	218.975	100.00	0.008	Pass
	Ave.	12.555	219.432	12.537	219.421	99.86	0.005	-	12.379	219.406	98.74	0.007	-	12.376	219.396	99.97	0.005	-	12.374	219.384	99.99	0.005	-

B. 50th cycle fully state

Charge	5	12.558	219.281	12.541	219.271	99.87	0.004	Pass	12.397	219.271	98.85	0.000	Pass	12.394	219.262	99.98	0.004	Pass	12.389	219.255	99.96	0.003	Pass
	6	12.558	219.815	12.539	219.797	99.85	0.008	Pass	12.388	219.795	98.79	0.001	Pass	12.384	219.777	99.97	0.008	Pass	12.381	219.757	99.98	0.009	Pass
	7	12.559	219.161	12.545	219.140	99.89	0.009	Pass	12.378	219.133	98.67	0.003	Pass	12.376	219.131	99.98	0.001	Pass	12.375	219.122	99.99	0.004	Pass
	8	12.553	219.170	12.537	219.165	99.87	0.002	Pass	12.391	219.145	98.84	0.009	Pass	12.390	219.136	99.99	0.004	Pass	12.386	219.127	99.97	0.004	Pass
	Ave.	12.557	219.356	12.540	219.343	99.87	0.006	-	12.389	219.336	98.79	0.003	-	12.386	219.327	99.98	0.004	-	12.383	219.315	99.97	0.005	-

Requirement	<ul style="list-style-type: none"> - Measuring mass before/after each test (If $M > 75g$, less than 0.1%, $1g \leq M \leq 75$, less than 0.2%, $M < 1g$, less than 0.5%) - Measuring voltage before/after each test (more than 90%, only charged samples) - No leakage, no venting, no disassembly, no rupture, no fire
--------------------	---

3-2. T5/T7 Test Result

EXT.Short Circuit (T5)				
	NO.	Initial OCV(V)	Max. Temp (°C)	Result

A. 1st cycle fully state

Charge	1	12.410	56.23	Pass
	2	12.359	55.6	Pass
	3	12.353	56.03	Pass
	4	12.375	54.76	Pass
	MAX.	12.410	56.23	-

Test Condition
- 100mΩ ext. short-circuit at 55± 2 °C

Over Charge (T7)				
	NO.	Initial OCV(V)	Max. Temp (°C)	Result

A. 1st cycle fully state

Charge	9	12.542	23.72	Pass
	10	12.542	23.65	Pass
	11	12.541	24.47	Pass
	12	12.540	24.92	Pass
	MAX.	12.542	24.92	-

Test Condition
- Max. Charge Current : 2100mA - CC/CV 2Imax(4200mA) 22V cut-off 24Hr

EXT.Short Circuit (T5)				
	NO.	Initial OCV(V)	Max. Temp (°C)	Result

B. 50th cycle fully state

Charge	5	12.389	55.31	Pass
	6	12.381	55.71	Pass
	7	12.375	55.85	Pass
	8	12.386	55.99	Pass
	MAX.	12.389	55.99	-

Requirement
- Temperature ≤ 170 (°C) - No disassembly, no rupture, no fire within 6 hours after the test

Over Charge (T7)				
	NO.	Initial OCV(V)	Max. Temp (°C)	Result

B. 50th cycle fully state

Charge	13	12.527	25.22	Pass
	14	12.528	24.13	Pass
	15	12.529	24.77	Pass
	16	12.525	24.05	Pass
	MAX.	12.529	25.22	-

Requirement
- No disassembly, no fire within 7 day after the test

3-3. T6/T8 Test Result (ICP595490L1)

Crush (T6)				
Direction	NO.	Initial OCV(V)	Max. Temp (°C)	Result

A. 1st cycle 50% charged state (Direction :Flat)

Flat	C-1	3.772	22.67	Pass
	C-2	3.771	22.71	Pass
	C-3	3.776	23.15	Pass
	C-4	3.774	23.26	Pass
	C-5	3.771	23.35	Pass
MAX.		3.776	23.71	-

Test Condition
- Crushing rate :1.5cm/s, until 13kN±0.78kN or 100mV drop or 50% deformation

Requirement
- Temperature ≤ 170 (°C)
- No disassembly, no fire within 6 hours after the test

Forced Discharge (T8)			
NO.	Initial OCV(V)	Max. Temp (°C)	Result

A. 1st cycle fully Discharged state

C-6	3.012	46.32	Pass
C-7	3.010	45.74	Pass
C-8	3.009	44.21	Pass
C-9	3.015	47.13	Pass
C-10	3.009	48.21	Pass
C-11	3.014	47.56	Pass
C-12	3.008	47.46	Pass
C-13	3.014	47.20	Pass
C-14	3.010	46.49	Pass
C-15	3.014	47.32	Pass
MAX.	3.015	48.21	-

B. 50th cycle fully discharged state

C-16	3.121	44.84	Pass
C-17	3.122	44.26	Pass
C-18	3.118	43.21	Pass
C-19	3.120	44.56	Pass
C-20	3.117	45.26	Pass
C-21	3.123	45.52	Pass
C-22	3.119	46.79	Pass
C-23	3.120	44.52	Pass
C-24	3.122	44.62	Pass
C-25	3.116	42.69	Pass
MAX.	3.123	46.79	-

Test Condition
- Discharge at max. discharge current (with 12V DC power supply) : 3980mA Duration time: rated capacity (60.5min)

Requirement
- No disassembly, no fire within 7 days after the test

4. Sample Image

