
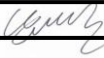
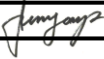


문서번호	QAE-EF02-110923-PKL11L6Y01	
Prepared	김홍일	
	남익현	
	이문규	
Reviewed	남대호	
	최운기	
Approved	정준용	

UN38.3 Test Report

- L11L6Y01, ASM P/N 45N1048 (Nom. 48Wh, 10.8V)-

목 차

1. UN Transportation Regulation Test
2. Test Procedure
3. Test Result
4. Sample Image

2011. 09. 23

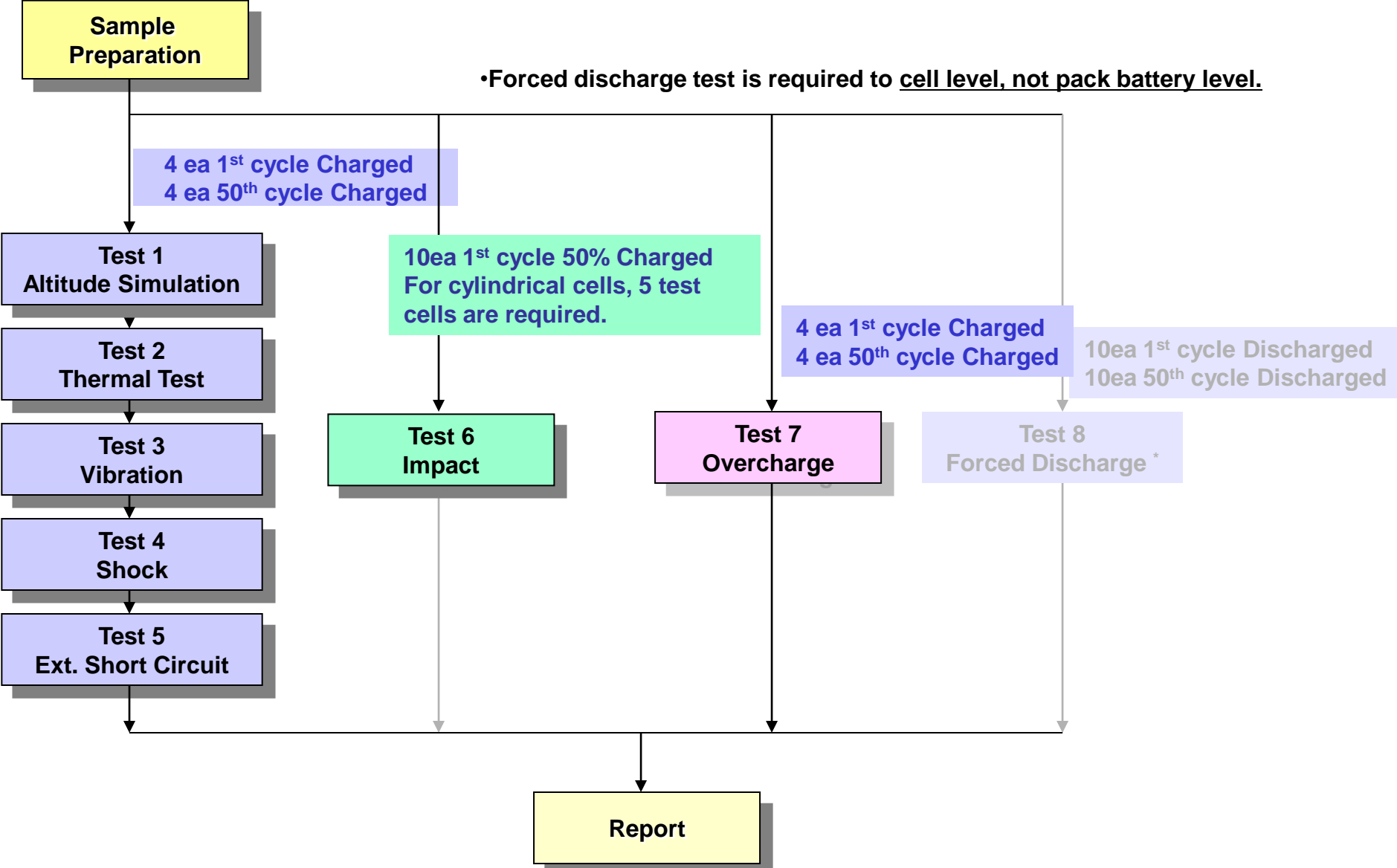
1. UN Transportation Regulation Test

Test	Condition	Requirements
Test 1. Altitude Simulation	Storing at (low pressure)11.6kPa for 6hr at 20+/-5℃	<ul style="list-style-type: none"> - Measuring mass before/ after each test (If M>5g, less than 0.1%) - Measuring voltage before/ after each test (more than 90%) - No leakage, no venting, no disassembly, no rupture, no fire
Test 2. Thermal Test	[75±2℃,6hr ↔ -40±2℃,6hr,interval max. 30min] x 10cycle Storing at 20±5℃ for 24h	
Test 3. Vibration	[7Hz↔200Hz↔7Hz, in 15min] x 12 times x 3 direction 1) sinusoidal waveform with a logarithmic sweep 2) 7Hz 18Hz (maintaining 1gn) app. 50Hz (until 8gn) 200Hz (maintaining 8gn), 1.6mm total excursion	
Test 4. Shock	Half sine shock (peak acceleration : 150gn, pulse duration : 6msec) x 6 (±x, y, z) direction x 3 cycle	
Test 5. External Short Circuit	100mΩ ext. short-circuit at 55±2℃ 1hr continue after returning at 55±2℃	
Test 6. Impact	Φ=15.8mm bar, 9.1kg mass, 61±2.5cm height	
Test 7. Overcharge	Current = Manufacturer's recommended max. continuous charge current X 2 Voltage 1.If charge voltage ≤ 18V, V (min.) = 2 x (max. charge voltage) or V (min.) = 22V. 2.If charge voltage > 18V, V (min.) = 1.2 x (max. charge voltage)	- No disassembly, no fire (after 7 days)
Test 8. Forced Discharge	Only for Cell, not battery.	- No disassembly, no fire (after 7 days)

* Tests through T1-T5 shall be conducted in sequence with the same battery.

* We declare that the above-mentioned test is the result of being checked according to UN Test (Manual of Test and Criteria ST/SG/AC.10/11/Rev.5)

2. Test Procedure



3-1. T1-T4 Test Result

Before			Altitude (T1)					Thermal (T2)					Vibration (T3)					Shock (T4)				
Pack NO.	OCV	Mass	OCV	Mass	Residual OCV(%)	Mass Loss(%)	Result	OCV	Mass	Residual OCV(%)	Mass Loss(%)	Result	OCV	Mass	Residual OCV(%)	Mass Loss(%)	Result	OCV	Mass	Residual OCV(%)	Mass Loss(%)	Result

A. 1st cycle fully state

Charge	1	12.199	323.827	12.190	323.817	99.93	0.003	Pass	12.082	323.812	99.11	0.002	Pass	12.078	323.802	99.97	0.003	Pass	12.077	323.795	99.99	0.002	Pass
	2	12.183	323.804	12.173	323.797	99.92	0.002	Pass	12.063	323.788	99.10	0.003	Pass	12.053	323.782	99.92	0.002	Pass	12.053	323.773	100.00	0.003	Pass
	3	12.153	323.854	12.138	323.848	99.88	0.002	Pass	12.030	323.841	99.11	0.002	Pass	12.027	323.838	99.98	0.001	Pass	12.025	323.830	99.98	0.002	Pass
	4	12.189	323.867	12.181	323.860	99.93	0.002	Pass	12.073	323.856	99.11	0.001	Pass	12.071	323.852	99.98	0.001	Pass	12.070	323.849	99.99	0.001	Pass
	Ave.	12.181	323.838	12.171	323.831	99.91	0.002	-	12.062	323.824	99.11	0.002	-	12.057	323.819	99.96	0.002	-	12.056	323.812	99.99	0.002	-

B. 50th cycle fully state

Charge	5	12.183	323.843	12.180	323.834	99.98	0.003	Pass	12.077	323.830	99.15	0.001	Pass	12.070	323.822	99.94	0.002	Pass	12.069	323.818	99.99	0.001	Pass
	6	12.192	323.823	12.182	323.818	99.92	0.002	Pass	12.074	323.812	99.11	0.002	Pass	12.065	323.808	99.93	0.001	Pass	12.063	323.800	99.98	0.002	Pass
	7	12.138	323.869	12.131	323.860	99.94	0.003	Pass	12.022	323.855	99.10	0.002	Pass	12.013	323.851	99.93	0.001	Pass	12.012	323.843	99.99	0.002	Pass
	8	12.175	323.851	12.166	323.849	99.93	0.001	Pass	12.060	323.844	99.13	0.002	Pass	12.057	323.837	99.98	0.002	Pass	12.057	323.827	100.00	0.003	Pass
	Ave.	12.172	323.847	12.165	323.840	99.94	0.002	-	12.058	323.835	99.12	0.002	-	12.051	323.830	99.94	0.002	-	12.050	323.822	99.99	0.002	-

Requirement

- Measuring mass before/after each test (If M>5g, less than 0.1%)
- Measuring voltage before/after each test (more than 90%, only charged samples)
- No leakage, no venting, no disassembly, no rupture, no fire

3-2. T5/T7 Test Result

EXT.Short Circuit (T5)				
	Pack NO.	Initial OCV(V)	Max. Temp (°C)	Result

A. 1st cycle fully state

Charge	1	12.077	55.49	Pass
	2	12.053	55.05	Pass
	3	12.025	54.85	Pass
	4	12.070	55.28	Pass
	MAX.	12.077	55.49	-

Test Condition
- 100mΩ ext. short-circuit at 55±2°C

Over Charge (T7)				
	Pack NO.	Initial OCV(V)	Max. Temp (°C)	Result

A. 1st cycle fully state

Charge	9	12.182	25.10	Pass
	10	12.212	25.03	Pass
	11	12.182	24.85	Pass
	12	12.191	25.13	Pass
	MAX.	12.212	25.13	-

Test Condition
- Max. Charge Current : 2800 mA - CC/CV 2I _{max} (5600mA) 22V cut-off 24Hr

EXT.Short Circuit (T5)				
	Pack NO.	Initial OCV(V)	Max. Temp (°C)	Result

B. 50th cycle fully state

Charge	5	12.069	55.65	Pass
	6	12.063	54.75	Pass
	7	12.012	55.09	Pass
	8	12.057	55.36	Pass
	MAX.	12.069	55.65	-

Requirement
- Temperature < 170 (°C) - No disassembly, no rupture, no fire within 6 hours

Over Charge (T7)				
	Pack NO.	Initial OCV(V)	Max. Temp (°C)	Result

B. 50th cycle fully state

Charge	13	12.162	24.91	Pass
	14	12.175	24.75	Pass
	15	12.180	25.03	Pass
	16	12.171	25.09	Pass
	MAX.	12.180	25.09	-

Requirement
- No disassembly, no fire within 7 day

3-3. T6 Test Result (ICR18650S3)

Impact (T6)			
Pack NO.	Initial OCV(V)	Max. Temp (°C)	Result
A. 1st cycle 50% charge state			
C-1	3.677	25.53	Pass
C-2	3.676	25.51	Pass
C-3	3.678	24.71	Pass
C-4	3.675	25.28	Pass
C-5	3.679	24.61	Pass
MAX.	3.679	25.53	-
Test Condition			
- $\Phi=15.8\text{mm}$ bar, 9.1kg mass, $61 \pm 2.5\text{cm}$ height			
Requirement			
- Temperature < 170 (°C) - No disassembly, no rupture, no fire within 6 hours			

4. Sample Image

